



# Barriers to Prenatal Care in the Context of Maternal Methamphetamine Use and Congenital Syphilis in Los Angeles County, 2011-2020

*Eunhee Park, MPH, Ph.D. Candidate*

*Department of Community Health Sciences*

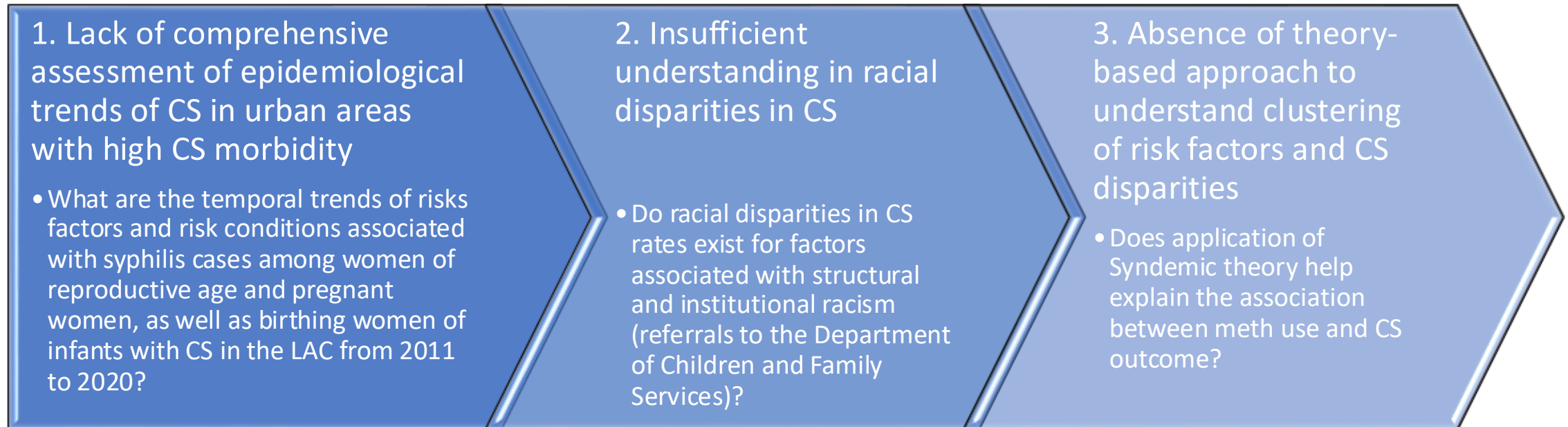
*UCLA Fielding School of Public Health*



Global Gender Center



# Research Gaps, Questions, and Method

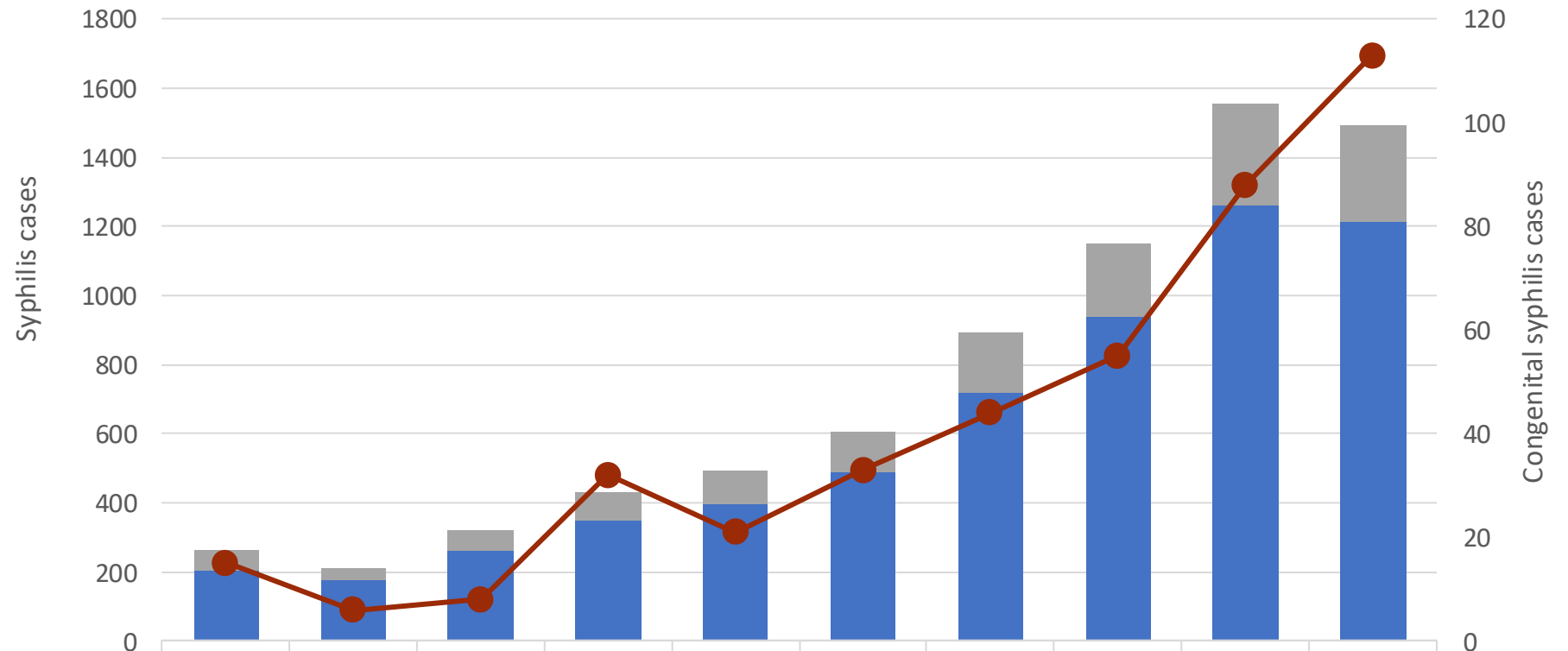


## Method.

Secondary analysis of existing syphilis surveillance data

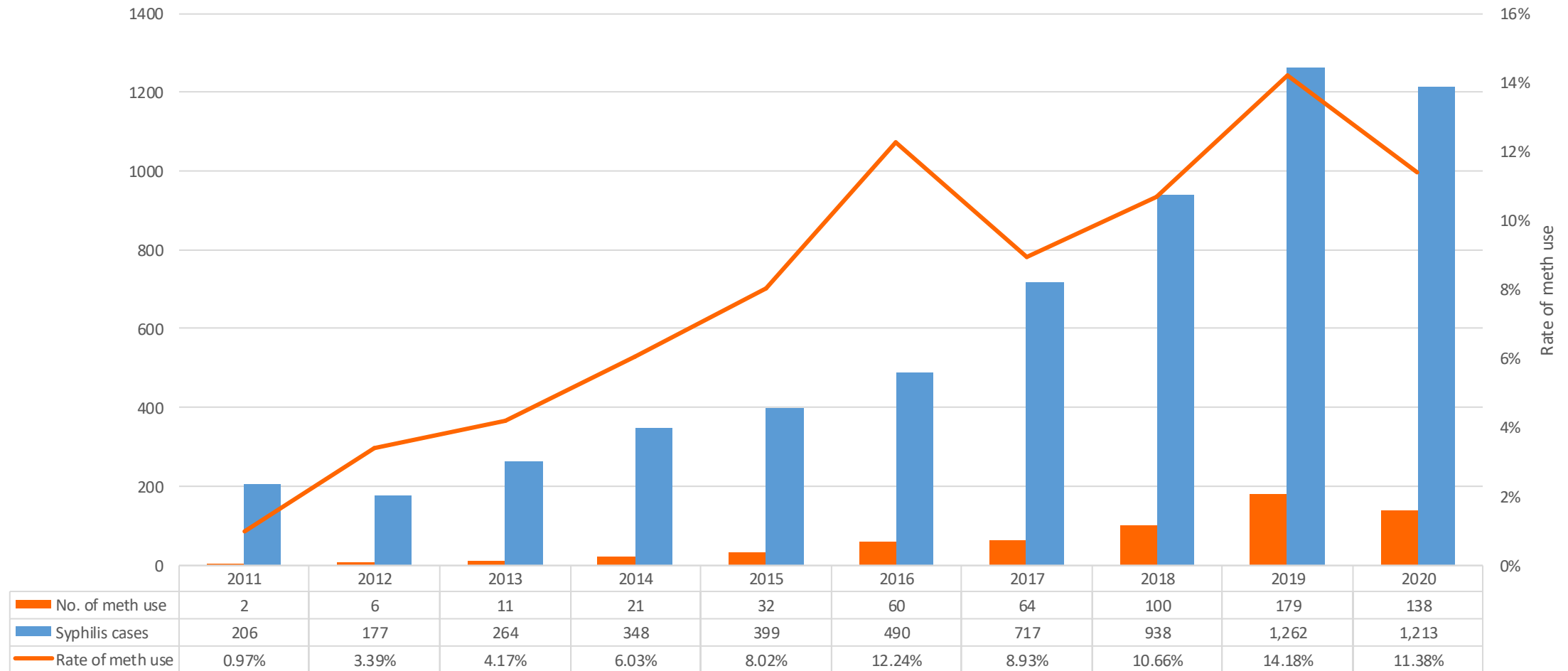
Data for all three research aims are derived from the Division of HIV and STD Programs (DHSP) Surveillance and Epidemiological Data. Sample includes all reported P&S syphilis cases for women aged 15-44 (n=6,014) and congenital syphilis cases (n=415) in LAC between Jan. 1, 2011 and Dec. 31, 2020.

# Number of Female Syphilis and Congenital Syphilis in Los Angeles County, 2011-2020



	2011	2012	2013	2014	2015	2016	2017	2018	2019	2020
■ Pregnant when syphilis is reported	57	35	58	82	94	116	177	213	294	281
■ Syphilis among female aged 15-44	206	177	264	348	399	490	717	938	1,262	1,213
● congenital syphilis	15	6	8	32	21	33	44	55	88	113

# Annual Trends of Methamphetamine Use (N=614) among Females Aged 15-44 with Reported Syphilis Cases (N=6,014) in Los Angeles County 2011-2020



# Preliminary Findings from CS Case Reviews

- Most cases occur primarily among Latina (60%) and Black (25%) women.
- Up to two-thirds of women reported active substance abuse during pregnancy, with methamphetamines alone being the most commonly report drug of choice (followed by polysubstance use of methamphetamine and heroin).
- Almost 30% of women had a history of arrest or incarceration.
- 20% of the women reported being homeless.
- 30% or more of the infants with congenital syphilis were placed into the custody of the Department of Children and Family Services (DCFS) after birth.

## **Acknowledgement.**

This research was supported by the National Institute of Drug Abuse of the National Institute of Health under F31DA058416-01. The content is solely the responsibility of the authors and does not necessarily represent the official views of the National Institute of Drug Abuse, or the National Institutes of Health. If you have any questions, please contact Eunhee Park at [eeepark@g.ucla.edu](mailto:eeepark@g.ucla.edu)